







|   |           |              |             |                |              |              |                            |  |
|---|-----------|--------------|-------------|----------------|--------------|--------------|----------------------------|--|
| <b>Bib:</b>   |           | <b>Name:</b> |             |                |              |              | <b>Table Top Scorecard</b> |  |
|  | <b>M</b>  | <b>W</b>     | <b>Fore</b> | <b>Qual</b>    | <b>Final</b> | <b>Judge</b> |                            |  |
|   |           |              |             |                |              | <b>1</b>     |                            |  |
| <b>DIFFICULTY</b>   |           |              |             | <b>Range</b>   |              | <b>SCORE</b> |                            |  |
|   |           |              |             | Very Difficult | 8.1 – 10.0   |              |                            |  |
|   |           |              |             | Difficult      | 6.1 – 8.0    |              |                            |  |
|   |           |              |             | Average        | 4.1 – 6.0    |              |                            |  |
|   |           |              |             | Easy           | 2.1 – 4.0    |              |                            |  |
| Very Easy   | 0.1 – 2.0 |              |             |                |              |              |                            |  |
| <b>Notes:</b>   |           |              |             |                |              |              |                            |  |

|                   |   |          |              |             |                |              |              |                            |  |
|-------------------|---|----------|--------------|-------------|----------------|--------------|--------------|----------------------------|--|
|                   | <b>Bib:</b>   |          | <b>Name:</b> |             |                |              |              | <b>Table Top Scorecard</b> |  |
|                   |  | <b>M</b> | <b>W</b>     | <b>Fore</b> | <b>Qual</b>    | <b>Final</b> | <b>Judge</b> |                            |  |
|                   |   |          |              |             |                |              | <b>2</b>     |                            |  |
|                   |   |          |              |             | <b>Range</b>   |              | <b>SCORE</b> |                            |  |
| <b>DIFFICULTY</b> |   |          |              |             | Very Difficult | 8.1 – 10.0   |              |                            |  |
|                   |   |          |              |             | Difficult      | 6.1 – 8.0    |              |                            |  |
|                   |   |          |              |             | Average        | 4.1 – 6.0    |              |                            |  |
|                   |   |          |              |             | Easy           | 2.1 – 4.0    |              |                            |  |
|                   |   |          |              |             | Very Easy      | 0.1 – 2.0    |              |                            |  |
|                   | <b>Note:</b>  |          |              |             |                |              |              |                            |  |

|           |           | Bib:  | Name: |   |      | Table Top Scorecard |            |       |   |
|-----------|-----------|---|-------|---|------|---------------------|------------|-------|---|
|           |           |  | M     | W | Fore | Qual                | Final      | Judge |   |
|           |           |   |       |   |      |                     |            |       | 3 |
| AMPLITUDE |           |   |       |   |      | Range               |            | SCORE |   |
|           |           |   |       |   |      | HUGE                | 8.1 – 10.0 |       |   |
|           |           |   |       |   |      | Big                 | 6.1 – 8.0  |       |   |
|           |           |   |       |   |      | Average             | 4.1 – 6.0  |       |   |
|           |           |   |       |   |      | Low                 | 2.1 – 4.0  |       |   |
| Very Poor | 0.1 – 2.0 |   |       |   |      |                     |            |       |   |
|           |           | Notes:  |       |   |      |                     |            |       |   |
|           |           |   |       |   |      |                     |            |       |   |

|           |  | Bib:  | Name: |   |                   | Table Top Scorecard |                     |         |       |
|-----------|--|---|-------|---|-------------------|---------------------|---------------------|---------|-------|
|           |  |  | M     | W | Fore              | Qual                | Final               | Judge   |       |
|           |  |   |       |   |                   |                     |                     |         | 4     |
| EXECUTION |  |   |       |   | EXECUTION - Range |                     | DEDUCTION - Range   |         | SCORE |
|           |  |   |       |   | Excellent         | 8.1 – 10.0          | Complete fall       | 4.1-5.0 |       |
|           |  |   |       |   | Very Good         | 6.1 – 8.0           | Hard body touchdown | 2.1-4.0 |       |
|           |  |   |       |   | Good              | 4.1 – 6.0           | Leg/knee touchdowns | 1.1-2.0 |       |
|           |  |   |       |   | Poor              | 2.1 – 4.0           | Arm/hand touchdown  | 0.1-1.0 |       |
|           |  |   |       |   | Very Poor         | 0.1 – 2.0           |                     |         |       |
|           |  | Notes:  |       |   |                   |                     |                     |         |       |
|           |  |   |       |   |                   |                     |                     |         |       |

|                |           |  |  |   |          |              |                            |              |              |              |
|----------------|-----------|--|--|---|----------|--------------|----------------------------|--------------|--------------|--------------|
|                |           |  |  | <b>Bib:</b>   |          | <b>Name:</b> | <b>Table Top Scorecard</b> |              |              |              |
|                |           |  |  |  | <b>M</b> | <b>W</b>     | <b>Fore</b>                | <b>Qual</b>  | <b>Final</b> | <b>Judge</b> |
|                |           |  |  |   |          |              |                            |              |              | <b>5</b>     |
| <b>OVERALL</b> |           |  |  |   |          |              |                            | <b>Range</b> |              | <b>SCORE</b> |
|                |           |  |  |   |          |              |                            | Excellent    | 8.1 – 10.0   |              |
|                |           |  |  |   |          |              |                            | Very Good    | 6.1 – 8.0    |              |
|                |           |  |  |   |          |              |                            | Good         | 4.1 – 6.0    |              |
|                |           |  |  |   |          |              |                            | Poor         | 2.1 – 4.0    |              |
| Very Poor      | 0.1 – 2.0 |  |  |   |          |              |                            |              |              |              |
|                |           |  |  | <b>NOTES</b>  |          |              |                            |              |              |              |
|                |           |  |  |   |          |              |                            |              |              |              |

|                |           |  |  |  |          |              |                            |              |              |              |
|----------------|-----------|--|--|--|----------|--------------|----------------------------|--------------|--------------|--------------|
|                |           |  |  | <b>Bib:</b>  |          | <b>Name:</b> | <b>Table Top Scorecard</b> |              |              |              |
|                |           |  |  |  | <b>M</b> | <b>W</b>     | <b>Fore</b>                | <b>Qual</b>  | <b>Final</b> | <b>Judge</b> |
|                |           |  |  |  |          |              |                            |              |              | <b>6</b>     |
| <b>OVERALL</b> |           |  |  |  |          |              |                            | <b>Range</b> |              | <b>SCORE</b> |
|                |           |  |  |  |          |              |                            | Excellent    | 8.1 – 10.0   |              |
|                |           |  |  |  |          |              |                            | Very Good    | 6.1 – 8.0    |              |
|                |           |  |  |  |          |              |                            | Good         | 4.1 – 6.0    |              |
|                |           |  |  |  |          |              |                            | Poor         | 2.1 – 4.0    |              |
| Very Poor      | 0.1 – 2.0 |  |  |  |          |              |                            |              |              |              |
|                |           |  |  | <b>NOTES</b>   |          |              |                            |              |              |              |
|                |           |  |  |  |          |              |                            |              |              |              |

